



## 2020 Prizes and Awards – gender diversity

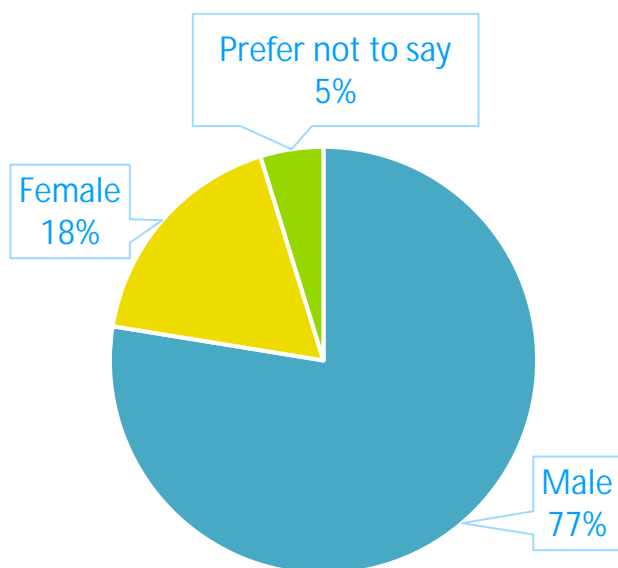
The Royal Society of Chemistry is committed to supporting and improving inclusion and diversity in the chemical sciences. As part of this commitment, we publish statistics relating to gender diversity in our Prizes and Awards programme alongside our annual announcement of winners.

These statistics relate to our central Prizes and Awards Programme. All percentages have been rounded to integers.

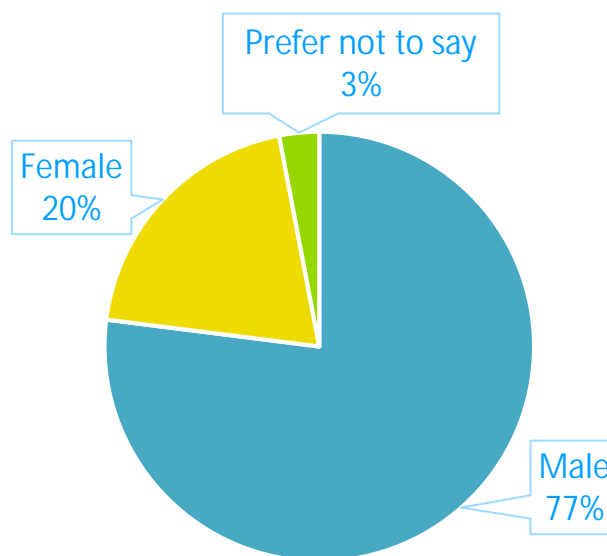
We invited all participants in this year's Prizes and Awards Programme to provide their own diversity information as part of the nomination process. The response rate from individual nominees was 77%, and the response rate from individual winners was 75%.

For more information on our Prizes and Awards, please visit [rsc.li/awards](https://rsc.li/awards) or contact us at [awards@rsc.org](mailto:awards@rsc.org).

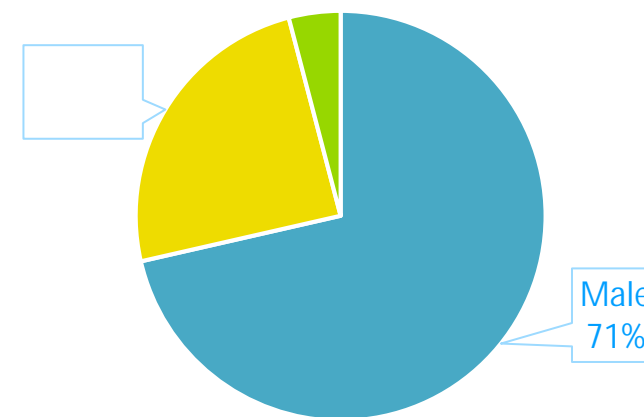
### 2020 nominators



### 2020 nominees (individuals)



### 2020 winners (individuals)





## Nominators by year

Year	Female nominators (%)	Male nominators (%)	Prefer not to say (%)
2015	12	84	4
2016	12	83	4
2017	13	81	7
2018	17	79	4
2019	17	79	4
2020	18	78	5

## Nominees (individual) by year

## Winners (individual) by year

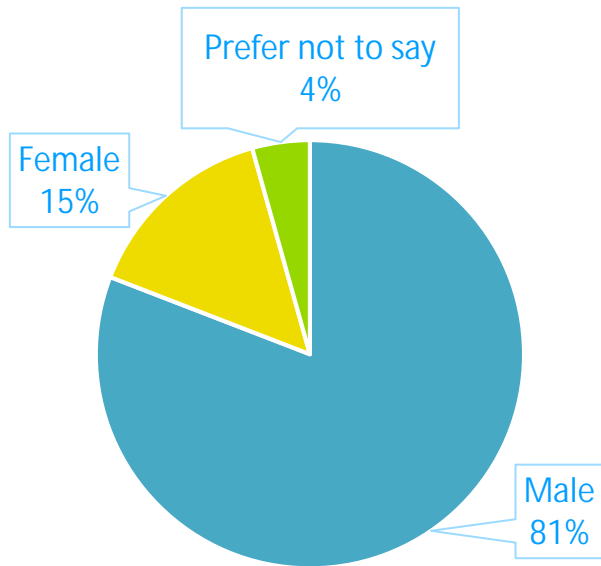
\_\_\_\_\_

## 2020 nominees – breakdown

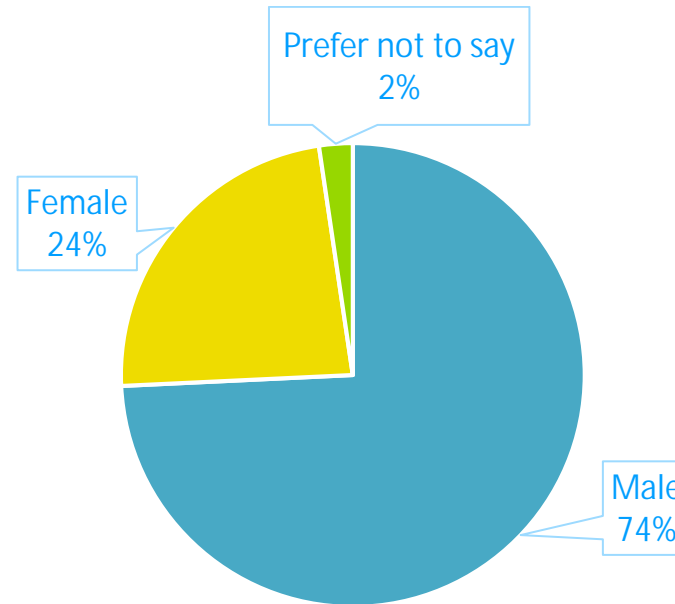


We have not published data where the population size is small to prevent the identification of individuals. For this reason, we have not published a breakdown of winners in the below sub-categories.

### 2020 nominees – Prizes



### 2020 nominees – Awards



2020 nominees – early career awards\*

2020 nominees – mid/established career awards\*



2020 nominees – no career stage restriction\*

\* Early career awards: awards where eligibility criteria states nominees should typically have no more than 10 years full-time